

data-driven 

Accelerated Outcomes with Agentic Intelligence + Trusted Human Experience



Microsoft Partner of the Year
Australian Finalist, 2022
Advanced Specialization: Azure Analytics
Fabric Featured Partner


Data & AI
Digital & App Innovation
Security

Advanced Specialisation
Analytics





Our Values and Culture

Take Ownership

Take accountability in everything you do, all the way through to completion



Keep Learning

Be curious, ask questions, experiment and fail fast. Learn from your mistakes



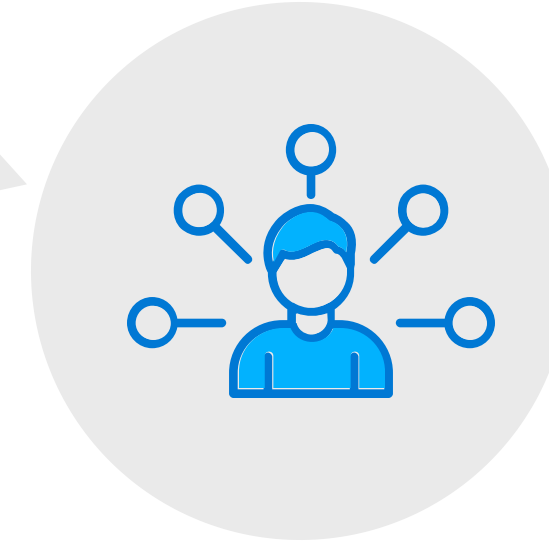
Become an Agent Leader

As a human, focus on value outcomes and delegate work to your team of digital agents



Act with an AI-First Mindset

First, give AI the task and then take over, refine, and own the successful outcome



Be Kind

To people, the planet and everything on it. Life is hard enough without kindness





What We Do

End-to-end data and AI consulting services



AI & Data Strategy/Governance

Assess your current data estate/analytical requirements and define a strategic and tactical roadmap.



Fabric Advanced Analytics

Our Fabric Accelerator enables you to unlock additional insights with self-service reporting and AI



Agentic AI & Automation

We have several Agents in the Agent Marketplace and can help you transform your use-cases

Azure FinOps

We are experts in lowering OPEX cloud costs and the team behind CloudMonitor FinOps <https://cloudmonitor.ai>

Modern Business Apps

Accelerate your business transformation with process automation and the Power Platform.




Why Data-Driven AI?

Our proven methodologies and expertise enable you to solve your business challenges without worrying about technology



We only do Microsoft Fabric and Agentic AI on Azure

As a Consultancy we do not spread ourselves too thin or try to be a “jack of all trades”.



We Build Cost-Efficient, Fabric Data Platforms

We built CloudMonitor, an Azure FinOps monitoring tool, to keep your platform costs low



We are Customer Zero. We use our own software internally

We have transformed our own business processes with Agentic AI and an AI-First mindset.



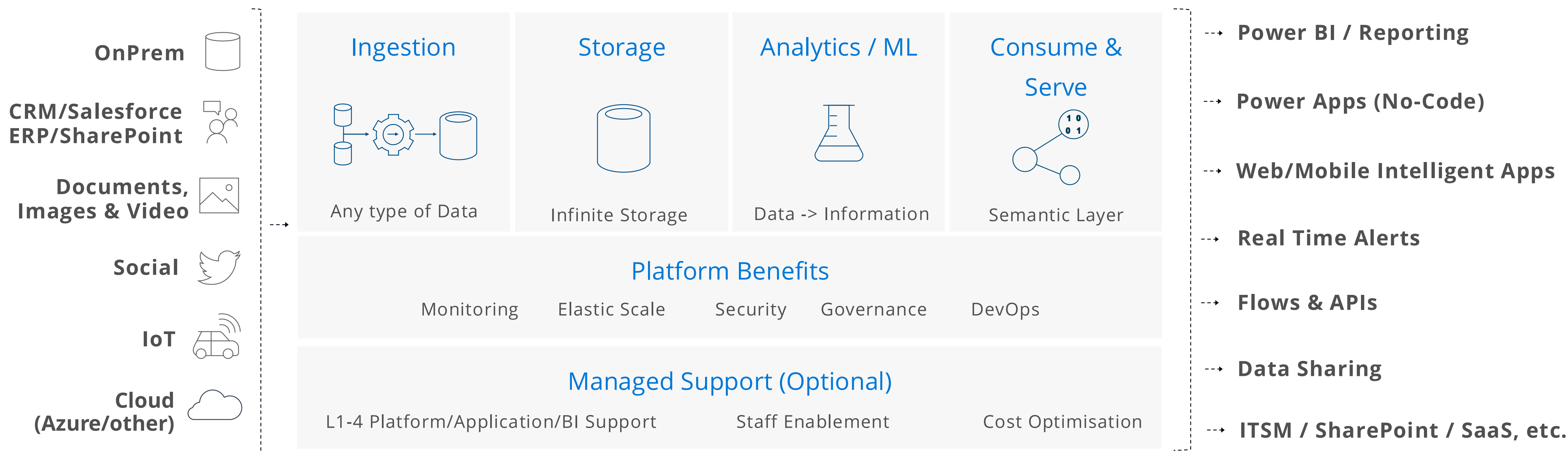
We Specialise in Microsoft Fabric Data Platforms

A SaaS architecture, ready for Advanced Analytics and self-service reporting, capable of handling any type of data and future use-cases

Data Sources

Data-Driven Fabric Accelerator (DDFA)

Insights






Microsoft Power Platform

One low-code platform that spans Office 365, Dynamics 365, Azure and standalone applications

Dynamics 365



Office 365



Azure



Your business apps & data



Power BI

Business analytics




Power Apps

Application development



Power Automate

Workflow automation



Copilot Studio

Intelligent Copilots



Power Pages

Build websites

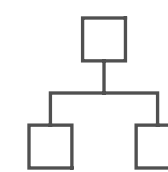


Copilot

AI visual agent



Dataverse



Data connectors



AI Builder



Our Clients - Azure Data Platforms

Happy Customers from small businesses to large enterprises to State and Federal Government



**Transport
for NSW**



Government of **Western Australia**
Department of **Communities**



Australian Government

IP Australia



NSW | **Health**



**ST VINCENT'S
HEALTH AUSTRALIA**



Australian Government

**Department of Climate Change, Energy,
the Environment and Water**



**Education
Standards
Authority**



Australian Government

Australian Trade and Investment Commission

Data Strategy & Governance

Review your data strategy and landscape: by focusing first on People, Process and Technology



Phase Steps

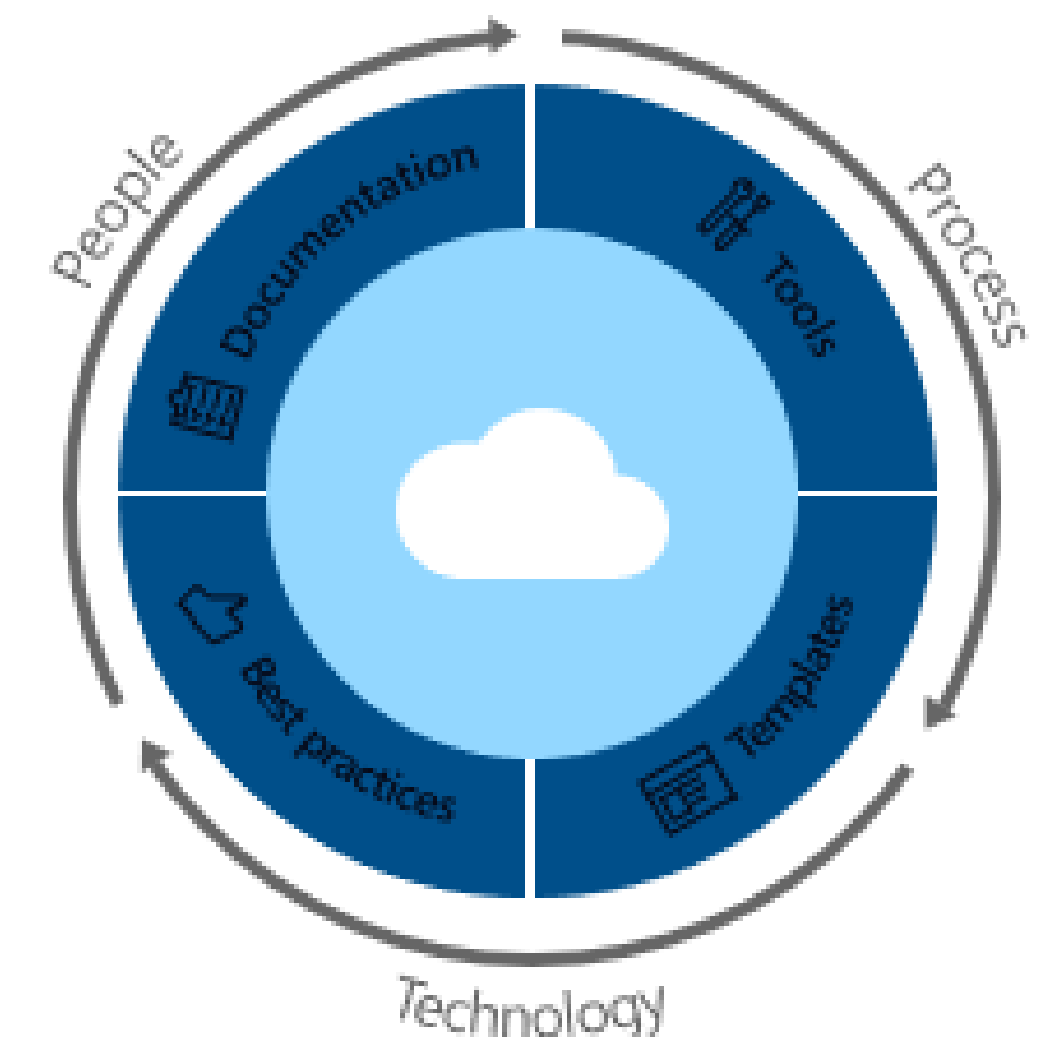
- ✓ Substantiate Business Drivers
- ✓ Identify key customer pain points
- ✓ Build High-Value Use Cases for Data Governance
- ✓ Confirmation of Scope
- ✓ Nominate Key Stakeholders and set up engagement sessions

- ✓ Determine Data Product definitions
- ✓ Data products grouped by teams
- ✓ Data flow charts

- ✓ Interviews/Surveys with appropriate teams
- ✓ Creating Current-State mapping
- ✓ Understand key components of data governance
- ✓ Gauge your organisations current data culture

- ✓ Formulate an Actionable Roadmap and Right Sized plan

- ✓ Review and Communicate





Our Partners – Better Together

We know our strengths and partner with similar consultancies to complement our delivery offerings



Managed Support

Data-Driven goes beyond the development and implementation of modern data platform by offering managed support:

- ✓ Monitoring and Alerting
- ✓ Break/Fix – Bug Fixing
- ✓ Optimization Opportunities
- ✓ Cost Management (Azure FinOps)
- ✓ Optimal Performance
- ✓ Best Practices Configuration
- ✓ Deployment Management
- ✓ Enhancements





Managed Support Service

We offer up to 24x7 support of all levels of operational support from basic Level-1 triage through to advanced analytics support with a blended support team of Cloud Engineers, BI developers and Data Engineers.

Service	Details
Support Mode	On Demand - # of Hours available per month Depending on your business requirements
Support Time Availability	Up to 24 hours
Support Services	<ul style="list-style-type: none">✓ Azure Services (Infrastructure, configuration, maintenance)✓ Data Pipelines✓ Synapse✓ Databricks and Delta Lake✓ Data Governance - Azure Purview✓ Visualization - Power BI Integration, development & maintenance✓ Data Lakehouses, Data Lakes, Data Warehouses✓ Data Modelling✓ Networking Solutions✓ Deployments✓ Cost Optimization
Technical Skills in Support Team	<ul style="list-style-type: none">✓ Azure Cloud Engineer✓ Data Engineering✓ Data Architect✓ Data Platform Engineer✓ Databricks✓ DevOps✓ Power BI

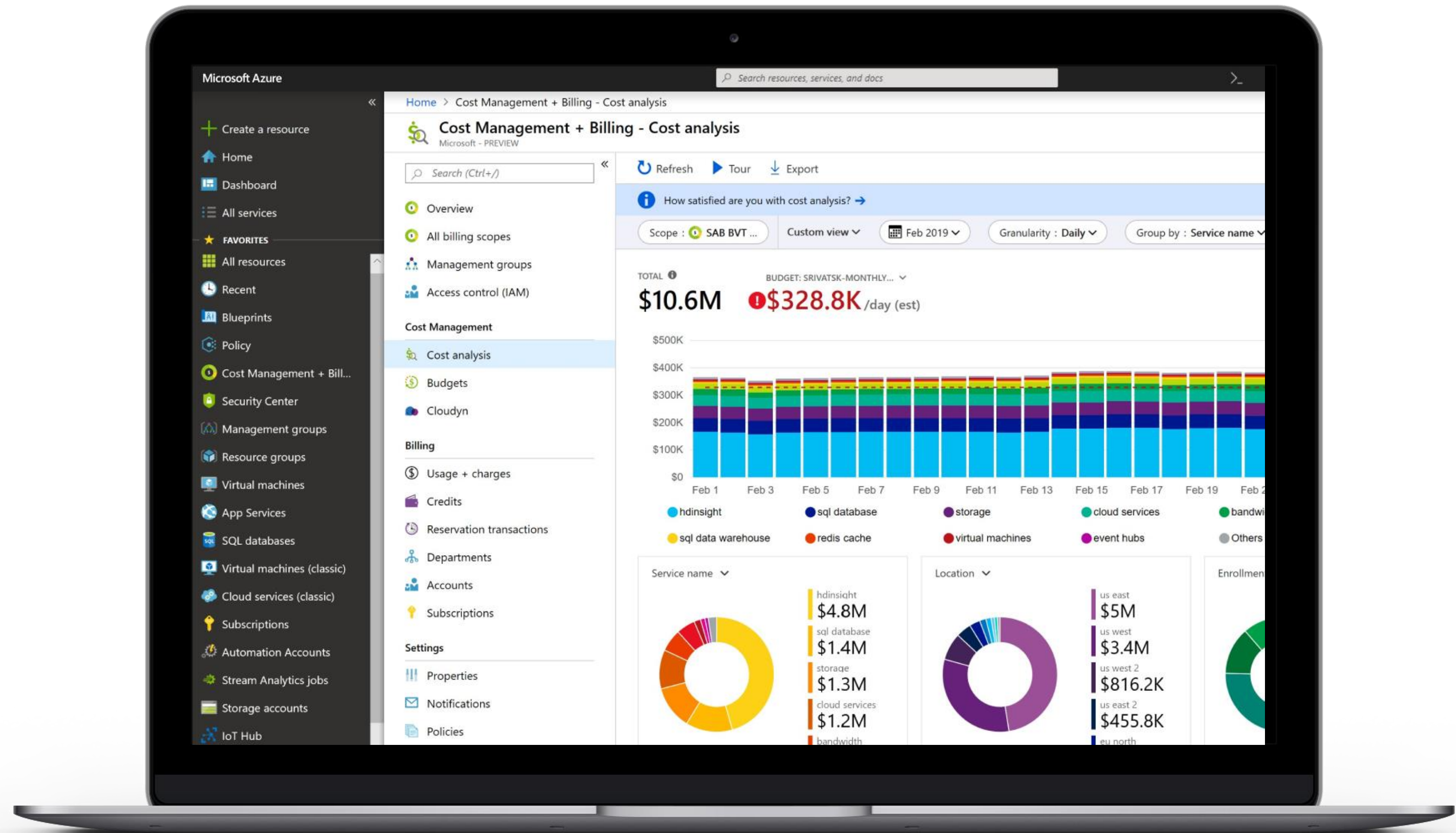


Azure Cost Optimisation Assessment

Find out how much you can save on your Azure expenditure

Our objective is to help you reduce your Azure spend by “right-sizing” resources to match their workload, removing unused resources, and improving your cost management process.

Our assessment includes a workshop for stakeholders and a detailed evaluation of your Azure footprint and architecture.



Cost Optimisation Benefits

Our proven methodologies will help you minimise your costs and right-size your Azure resources.



Reduce your Costs & Increase Profit

Only pay for what you need by following our recommendations to save money with quick wins.



Gain control of your Costs

You can't control what you can't see. We'll help you understand your environment, usage, and expenditure.



Improved Cost Governance & Accountability

Get recommendations for cost controls and best practices to ensure the right people are accountable for costs.

Reduce your Cloud Spend with Automated Cost Governance

CloudMonitor allows companies to reduce their cloud consumption costs while setting up an effective and automated governance process with real-time cost controls to manage their cloud resources more efficiently.



Lower Operating Costs

Only pay for what you need. CloudMonitor monitors your cloud resources in real-time and finds any that are oversized or unused.



Understand your Expenses

Better visibility of your cloud consumption and easy tools to evaluate and analyse your monthly spend by cost group or even project.



Manage Budgeting & Forecasting

We'll help you understand your environment, usage, and expenditure. Manage, reporting, budgets and alerts automatically.



Improve Governance & Accountability

Get recommendations for cost controls and best practices to ensure the right people are accountable for costs and embed cost awareness on your team.

What Makes CloudMonitor Different?

We do things a bit differently compared to the other cloud spend management tools on the market:

- 1 Your cost data stays inside *your* organization**
 Cost data is highly sensitive and confidential. Other tools extract your data and give you access to their SaaS app. With CloudMonitor, *you* own your cost analytics and it lives inside of *your* Azure cloud.
- 2 Map your Business Units/Projects to flexible Cost Groups**
 Allocating costs and chargeback is essential and it needs to be done by Business Unit or Cost Centre. CloudMonitor uses native Cost Groups (i.e, no tagging) as logical groupings of costs by business function.
- 3 Customize Power BI reports to suit your business**
 Our reports cover most cost scenarios; however, you can easily build your own reports on top of the CloudMonitor cost analytics in Power BI to suit your business requirements and IT spend reporting needs.
- 4 Easier procurement/security with Microsoft Marketplace**
 Stay on the freemium version or purchase your CloudMonitor subscription directly from Microsoft in the Azure Marketplace. There's no 3rd party vendor contracts, SOWs or procurement headaches.
- 5 Executives Reports and Dev Workflow**
 Capture "Created By", "Created Date", "Owner" and conversations about resources so you have a full history for each resource. Key actions like Resource reviews, dismissing cost anomalies and recommendations are logged permanently in the audit trail.



A cyclist in a blue and white 'sky' jersey is riding a Pinarello time trial bike on a track. The cyclist is wearing a blue helmet and is in a low, aerodynamic position. The background is blurred, showing a red and white striped barrier. The text 'Customer Success Stories' is overlaid in white on the image.

Customer Success Stories

data-driven 



Enabling Self-Service and Advanced Analytics

Customer Success Story – Data Foundation – [Read Online](#)



Transport for NSW

Transport for NSW (TfNSW) manages one of the largest fleets of vehicles in Australia, including Buses, Ferries, Light Rail, Trains and Metro. The real-time data generated by these vehicles provides valuable analytical opportunities to improve transport services by measuring service performance and optimising routes, however, the sheer volume of data presents data management challenges.

Data-Driven partnered with TfNSW to deliver the Operational Data Lake (ODL) platform on Azure to enable self-service and advanced analytics capabilities previously not possible.

The Challenge

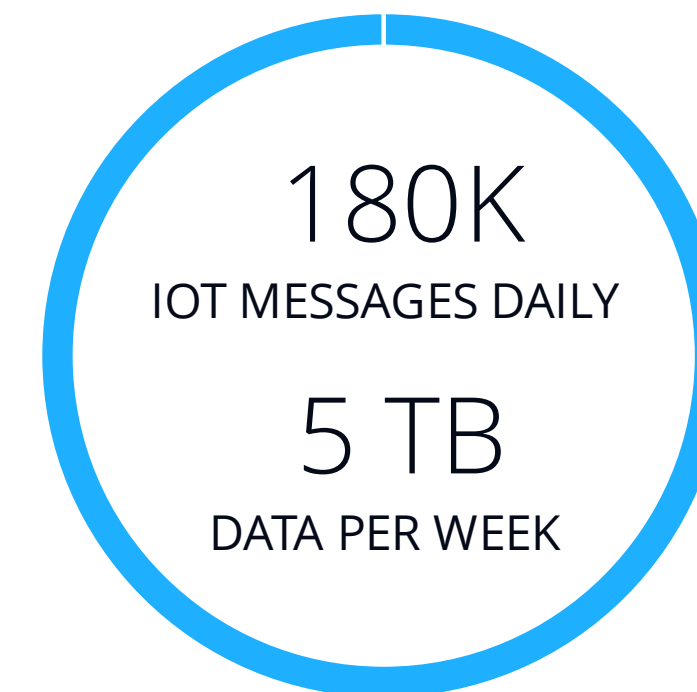
Historical GTFS transport data has always been too large and costly to store efficiently and analyse. Each TfNSW vehicle sends its' location every 10 seconds which results in a huge stockpile of data containing valuable insights.

In the past, this data was not stored which made insights from past vehicle trips almost impossible to obtain and ruled out the ability to predict trip delays or optimise trip routes. It also made it difficult to report on and analyse service performance and reduced the ability to improve customer services.

The Solution & Business Value

The Data Foundation solution by Data-Driven was the perfect starting point as it was designed to be highly scalable and extensible whilst providing an analytics platform for citizen data scientists and business users. The DevOps-first mindset meant it was east to extend for new use-cases.

This met TfNSW's vision to build the Operational Data Lake (ODL); a unified, next-generation data and analytics platform, leveraging native Azure services to enable the continuous collection/curation of diverse transport operational data sets, allowing self-service analytics and machine learning to gain further insights to improve transport customer services.



“*TfNSW needed a solution to capture real-time data for every vehicle in motion across the state. This solution just gives us that so that we mine nuggets from this data.*”

[Sandeep Mathur](#)

TfNSW Program Manager



Reducing Azure Spend & DevOps Improvement

Customer Success Story – Cost Optimisation – [Read Online](#)



Clinic to Cloud

Clinic to Cloud is a cloud-based medical software that provides Australian healthcare teams with greater visibility and control - to ultimately improve patient care. Clinic to Cloud has invested in technology which help clinicians reduce costs, increase access to information and provide improved patient care.

The Challenge

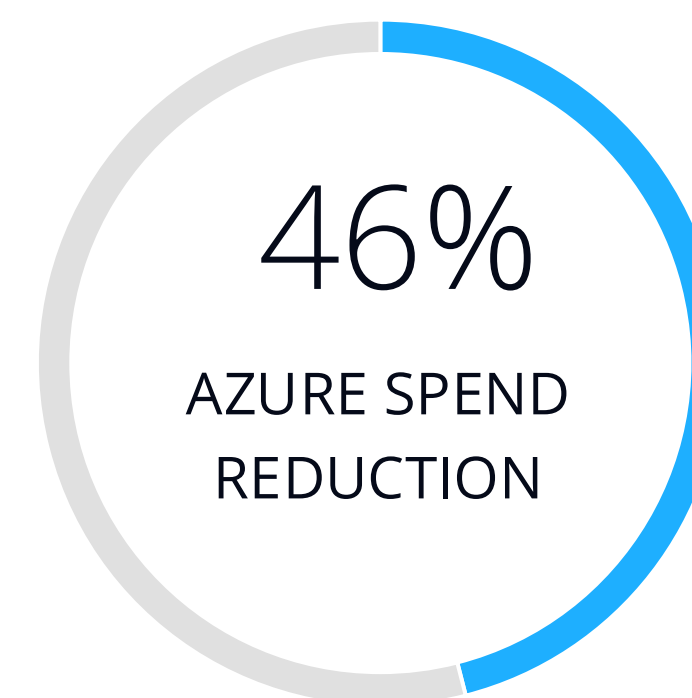
After a period of increased growth and additional customers the costs on the Azure platform increased significantly as more developers worked on the system.

This resulted in a large Azure bill each month which increased over time. In addition to this the DevOps solution needed to be updated to match recent platform enhancements.

The Solution & Business Value

We identified under-utilised resources and recommended a series of actions to remove or scale down services in order of benefit and risk.

Over a 2-week period we implemented and measured the changes to ensure the system performance remained unaffected. This resulted in a **46% reduction in Azure spend** and better awareness amongst the development team of their actions regarding costs.



“ *Data-Driven did a comprehensive audit of our Azure infrastructure and DevOps processes. They identified and improved several areas, saving our company thousands of dollars each month in subscription costs.* ”

Rafic Habib,
Clinic to Cloud CEO

Contact Us

☎ (02) 8005 0700

✉ info@data-driven.com

🌐 <https://data-driven.com>

📍 S221, 111 Harrington Street, The
Rocks, AU, 2000

Founders of the Sydney



data-driven 

